


NOVEMBER 2023-JANUARY 2024

HOGS GONE WILD FALL - WINTER EDITION

Official Newsletter of the Pittsburgh HOG 2224

SPONSORED BY: THREE RIVERS HARLEY-DAVIDSON, 1463 GLENN AVENUE, GLENSHAW,
PA 15116; 412-487-3377



This issue:

October Ride Recap

PAGE 2

JJ's Memorial- Luigi's
Ride Pictures

PAGE 3

Winter Storage Article

PAGE 4-5

NOV, DEC, JAN

Birthdays &
Anniversaries

PAGES 6-11

Memory Lane

PAGE 12


Sponsor Dealer
Info & Events

PAGES 13-14

Officers

PAGE 15

OCTOBER RIDE RECAP



Fall Foliage Ride
Saturday October 7th; 10:00 a.m.

Getgo - Gibsonia

Rhonda Diercks Road Captain

Sorry No Photos




Luigi's - JJ Memorial Ride
Saturday October 14th, 9:30 a.m.

Getgo - Gibsonia

Duane Eagan Road Captain

**CHANGED TO A CAR
DRIVE DUE TO WEATHER**



Roscoe Village Apple Butter Festival

Sunday October 22nd, 9:00 a.m.

Getgo - Robinson

Mike Booth Road Captain

**CANCELLED DUE
TO WEATHER**

**No Chapter Rides
Planned for NOV-JAN**

Luigis's - JJ Memorial Ride

Saturday October 14th



How to Store Your Motorcycle for Winter

Written By: Bing Chat with GPT-4

Winter is coming, and for many motorcycle enthusiasts, that means it's time to put away their bikes until the spring. But storing your motorcycle for the cold season is not as simple as parking it in the garage and covering it with a tarp. If you want to keep your bike in good condition and avoid costly repairs or maintenance issues, you need to follow some basic steps to prepare it for winter storage. Here are some tips on how to store your motorcycle for winter and make sure it's ready to hit the road when the weather warms up.

1. Clean Your Motorcycle

Before you store your motorcycle for winter, you should give it a thorough cleaning. Dirt, bugs, and road grime can damage your bike's paint and chrome over time, especially if they are exposed to moisture or temperature changes. Use a mild detergent and water to wash your bike and dry it completely with a soft cloth. You can also apply a coat of wax or polish to protect the finish and prevent rust. Don't forget to clean your wheels and tires and check for any signs of wear or damage.

2. Change Your Oil and Fluids

Another important step to store your motorcycle for winter is to change your oil and fluids. Old oil and fluids can contain contaminants that can corrode your engine and other components. You should change your engine oil and filter, as well as your brake, clutch, and coolant fluids. Check your owner's manual for the recommended intervals and types of oil and fluids for your bike. You should also lubricate your chain, cables, and pivot points to prevent them from drying out or seizing.

3. Fill Up Your Tank and Add Fuel Stabilizer

One of the most common problems that can occur when you store your motorcycle for winter is fuel degradation. Gasoline can deteriorate over time and form gum and varnish that can clog your fuel system and carburetor. To prevent this, you should fill up your tank with fresh gas and add a fuel stabilizer. You should run your engine for a few minutes after adding the stabilizer to circulate it through the fuel system.

4. Lift Your Tires Off the Ground

If you leave your motorcycle sitting on its tires for a long period of time, you risk developing flat spots or cracks on them. Flat spots can affect your bike's handling and performance, while cracks can lead to air leaks or blowouts. To avoid these issues, you should lift your tires off the ground using a motorcycle stand or jack.

How to Store Your Motorcycle for Winter - Continued

Written By: Bing Chat with GPT-4

This will relieve the pressure on your tires and prevent them from losing shape or air. You should also check your tire pressure and inflate them to the recommended level.

5. Disconnect or Tenderize Your Battery

Your motorcycle battery can lose its charge over time, especially if it's exposed to cold temperatures. A dead battery can prevent your bike from starting or damage your electrical system. To prevent this, you have two options: disconnect your battery or use a battery tender. Disconnecting your battery means removing it from your bike and storing it in a cool and dry place. You should also clean the terminals and apply some grease to prevent corrosion. A battery tender is a device that plugs into your battery and maintains a constant charge. It can also prevent overcharging or sulfation, which can shorten your battery's lifespan.

6. Start Your Bike Regularly

Even if you follow all the steps above, you should still start your bike regularly during the winter. This will help keep your engine and fuel system lubricated and prevent them from drying out or freezing. It will also keep your battery charged and prevent it from losing its capacity. You should start your bike at least once a month and let it run for 10 to 15 minutes. You can also take it for a short ride if the weather permits, but make sure to avoid salt or ice on the roads.

7. Cover Your Bike

The last step to store your motorcycle for winter is to cover it with a motorcycle cover. A motorcycle cover will protect your bike from dust, dirt, moisture, and UV rays. It will also prevent scratches, dents, or theft. You should choose a cover that fits your bike snugly and has vents to allow air circulation. You should also avoid using plastic tarps or sheets, as they can trap moisture and cause rust or mold.

8. Enjoy Your Winter Break

By following these tips, you can store your motorcycle for winter and keep it in good shape for the next riding season. You can also use this time to plan your next trip, upgrade your gear, or customize your bike. Winter doesn't have to be a boring time for motorcycle enthusiasts. It can be a great opportunity to take a break, recharge, and get ready for more adventures on the road.

NOVEMBER

HAPPY
BIRTHDAY

Steve Krchnavy, Nov 2nd

Scott Shearer, Nov 5th

Russell Walker, Nov 8th

Suzi Zaki, Nov 13th

Douglas Morrison, Nov 18th

William Dunnigan, Nov 19th

Robert Loehr, Nov 26th

Bruce Berman, Nov 28th

NOVEMBER

*Happy
Anniversary*

**Mux and Debbie Macaio, Nov 3rd
“16 Years”**

**Todd and Noreen Havekotte, Nov 10th
“44 Years”**



DECEMBER

Happy Birthday

Todd Levenson, Dec 5th

John Sonnett, Dec 10th

Suzanne Connors, Dec 15th

Alan Klacik, Dec 16th

Sal Calderone, Dec 19th

Michael Gass, Dec 19th

Elizabeth Brasuk, Dec 21st

Eric Jones, Dec 22nd

Sharon Shearer, Dec 28th

Jeffrey Goerlich, Dec 28th

Thomas Koch, Dec 30th

DECEMBER

Tom and Karen Galanda, Dec 31st
“18 Years”



JANUARY

Michael Vogini, Jan 1st

Cari Moore, Jan 11th

Chyrel Klaas, Jan 13th

Rhonda Diercks, Jan 13th

Alicia Suess, Jan 18th

Bob Case, Jan 19th

Jose Rodriguez, Jan 22nd

Eva Aulicino, Jan 26st

Tim Beck, Jan 28th

Happy Birthday!


JANUARY

**Jason and Sandy Victor, Jan 5th
“38 Years”**



Memory Lane

Luigi's Ride
Oct 17th, 2021



Check back each month for new
memories!!!

3RHD Events and News

THREE RIVERS HARLEY-DAVIDSON

Nov 23 - Jan 24 Events

Veterans Day Event - November 11th (11-3)

Pictures With Santa - December 9th (11-3)

**Polar Bear Ride - January 1st
(Registration 1030, KSU 1200)**

Veterans Day Event

THREE RIVERS HARLEY-DAVIDSON
CELEBRATES

VETERANS DAY



LIVE MUSIC



CASH BAR



FOOD TRUCK



NOVEMBER 11TH 11AM-3PM

Pictures with Santa

THREE RIVERS HARLEY-DAVIDSON



pictures
with
santa

FREE

DECEMBER 9TH 11-3PM



cash bar



hot cocoa bar



cookies



Polar Bear Ride

POLAR BEAR RIDE



JANUARY 1, 2024

REGISTRATION: 10:30AM

KSU: 12:00PM

FREE DONUTS & COFFEE



RIDE WITH THREE RIVERS TO WICKED WITCHES FOR LUNCH
GET A FREE 2024 RIDING PIN

2023 HOG 2224 CHAPTER OFFICERS

Director

Michael (Mux) Macario

Muxman1419@gmail.com

Ladies of Harley

Kimberly Jones

kimberlyrjones@me.com

Assistant Director

Chris "Chuckie" Wielock

Chevy2011truck@gmail.com

Activities Officer

Pat Donovan

pjdonov@zoominternet.net

Treasurer

Bill McCarrier

wmccarrier@zoominternet.net

Editor

Josh Sutton

josh51677@gmail.com

Secretary

Ruth McCarrier

rmccarrier@zoominternet.net

Photographer

Larry Szarkowski

larry@szramowski.com

Head Road Captain

Rob Peck

rpeck287@gmail.com

Webmaster

Bill Kerr

bkerrone@gmail.com

Safety Officer

Tim Caligiuri

tcotjc@gmail.com

Historian

Mike Booth

mikebooth0001@gmail.com

Membership Officer

Bill Kerr

bkerrone@gmail.com

BIKER'S PRAYER

**MAY THE SUN RISE
IN FRONT OF ME,
THE RAIN FALL BEHIND ME
AND THE WIND FOLLOW ME.
MAY THE ANGLES GUARD MY
TRAVELS FOR THEY KNOW
WHAT IS AHEAD OF ME.
KEEP ME SAFE
THROUGH THE ROLLING HILLS
AND SWIRLING TURNS.
LET THE EAGLE GUIDE ME TO
THE MOUNTAIN TOPS.
LET THE MOON'S LIGHT GUIDE
ME THROUGH THE NIGHT.
LORD, THANK YOU
FOR LETTING ME BE A BIKER.**

EDITOR;

Josh Sutton



Please note! Events listed in the calendar are subject to change. All information contained in this newsletter, calendar, or website is accurate and complete at the time of publication. Information is subject to change at any time for a variety of reasons it is recommended, that you check your e-mail account frequently especially prior to leaving your home to participate in a Chapter Ride. If you do not have an e-mail account, information may also be verified by contacting the Road Captain for that Chapter Ride. If you are looking for good people to ride with and good times, join our chapter! We welcome you!